

IndusInd Full Year Net Profit rises 33 % Q4 up by 29 %

Highlights Q4 FY 2014


- Non Interest Income up by 42%
- Revenue grew by 27%
- Return on Assets rises to 1.91 %
- Net Interest Margin rises 10 bps to 3.75 %
- Gross /Net NPAs stable at 1.12% /0.33 % respectively

Mumbai, April 16, 2014: The Board of Directors of IndusInd Bank Ltd., today approved and adopted its Financial Results for the fourth quarter and full year ended March 31, 2014.

Performance Highlights at a glance:

(Rs.Crores)

Particulars	Q4 FY14	Q4 FY13	YOY Growth (%)	Q3 FY14	QOQ growth (%)	12 Month FY14	12 Months FY13	YOY growth (%)
Net Profit	396.05	307.40	29 ↑	346.90	14 ↑	1408.02	1061.18	33 ↑
Operating profit	719.08	543.45	32 ↑	647.36	11 ↑	2595.96	1839.46	41 ↑
Net Interest Income	781.21	661.23	18 ↑	730.08	7 ↑	2890.71	2232.86	29 ↑
Total Non Interest Income	522.92	367.89	42 ↑	480.27	9 ↑	1890.53	1362.96	39 ↑
EPS (Rs) (Not Annualised)	7.54	5.89	-	6.62	-	26.85	21.83	-



Key Ratios


Particulars (in %)	Q4 FY14	Q3 FY14	Q4 FY13
Return on Assets (RoA)	1.91	1.74	1.77
Return on Equity (RoE)	18.52	16.76	16.70
Capital Adequacy Ratio (CAR)	13.83	14.38	15.36
Capital Adequacy Ratio-Tier I	12.71	13.28	13.78
Net NPA	0.33	0.31	0.31
Net Interest Margin	3.75	3.65	3.70

Performance highlights for the quarter ended March 31, 2014 are:

- Net Profit for the quarter was Rs. 396.05 crore as against Rs. 307.40 crore in the corresponding quarter of the previous year, showing a strong growth of 29 %.
- Operating Profit for the quarter was Rs. 719.08 crore as against Rs. 543.45 crore in the corresponding quarter of the previous year, up by 32 %.
- Net Interest Income (NII) was Rs. 781.21 crore as compared to Rs. 661.23 crore in the corresponding quarter of the previous year, up by 18 %
- Total Non Interest Income was Rs. 522.92 crore as compared to Rs 367.89 crore in the corresponding quarter of the previous year, showing a growth of 42 %
- Total Revenue improved to Rs. 1304.13 crore as compared to Rs. 1029.12 crore in the corresponding quarter of the previous year, an increase of 27 %
- Net Interest Margin (NIM) for the current quarter was 3.75 % as against 3.70 % in the corresponding quarter of the previous year

Performance highlights for the 12-month period ended March 31, 2014 are:

- Net Profit was Rs. 1408.02 crore as against Rs. 1,061.18 crore in the corresponding period of the previous year, recording a jump of 33 %
- Operating Profit was Rs. 2595.96 crore as against Rs. 1,839.46 crore in the corresponding period of the previous year, up 41 %
- Net Interest Income (NII) was Rs. 2890.71 crore as compared to Rs. 2,232.86 crore in the corresponding period of the previous year, up 29 %.
- Total Non Interest Income was Rs 1890.53 crore as compared to Rs 1,362.96 crore in the corresponding period of the previous year, an increase by 39%. Core Fee Income was Rs 1609.72 crore as against Rs 1,239.34 crore, registering a growth of 30%



IndusInd Bank

- Total Revenue improved to Rs. 4781.24 crore as compared to Rs 3595.82 crore, an increase of 33%
- CASA improved to 32.55 % as against 29.32 % in 2013-14.
- Net NPA was 0.33 % as compared to 0.31 % as on March 31, 2013.
- Total Deposits increased to Rs.60502 crore from Rs. 54,117 as on March 31, 2013, recording a growth of 12 % for the year.
- Total Advances for the year stood at Rs. 55102 crore, recording a growth of 24 % as against Rs. 44,321 crore recorded in the last year.
- The full year EPS works out to Rs. 26.85 as against Rs. 21.83 in the previous year
- Branch Network significantly increased to 602 as against 500 branches, the previous year. The Bank's ATMs increased to 1110 from 882 ATMs, the previous year
- Net worth improves to Rs. 8646 crore
- Announces a dividend of 35 % as against 30%, the previous year

Commenting on the performance, **Mr. Romesh Sobti**, MD & CEO, IndusInd Bank said, "The Bank has yet again reaffirmed its position as a consistent performer and has delivered a healthy Net Profit growth of 29% for the Q4 FY14 and 33% Y-o-Y respectively. The NIM stands at 3.75 % and Core Fee Income has grown by 28 % as compared to Q4 FY13. This year was a milestone as the bank completed 20 years of operations in the country. The bank's strategy of responsive banking and offering universal solutions to customers across the country over the past years, has enabled the bank to post encouraging numbers sequentially as well as YoY in the backdrop of challenging operating environment."


About IndusInd Bank:

IndusInd Bank, which commenced operations in 1994, caters to the needs of both consumer and corporate customers. Its technology platform supports multi-channel delivery capabilities. As on March 31, 2014, IndusInd Bank has 602 branches, and 1110 ATMs spread across 404 geographical locations of the country. The Bank also has representative offices in London and Dubai. The Bank believes in driving its business through technology. It enjoys clearing bank status for both major stock exchanges - BSE and NSE - and major commodity exchanges in the country, including MCX, NCDEX, and NMCE. IndusInd Bank on April 1, 2013 was included in the NIFTY 50 benchmark index. IndusInd Bank also offers DP facilities

Ratings:

ICRA AA for Lower Tier II subordinate debt program by ICRA and ICRA AA- for Upper Tier II bond program by ICRA. CRISIL A1+ for certificate of deposit program by CRISIL. CARE AA for Lower Tier II subordinate debt program by CARE. IND A1+ for Short Term Debt Instruments by India Ratings and Research. IND AA for Lower Tier II subordinate debt program by India Ratings and Research and IND AA - for Upper Tier II bond program by India Ratings and Research.

Visit us at www.indusind.com



IndusInd Bank

For more details on this release, please contact:

Mohit Ganju

IndusInd Bank Ltd.

mohit.ganju@indusind.com

0124 -4749517

Sumit Singh Jamwal /Namita Sharma

Adfactors PR Pvt. Ltd.

Sumit.jamwal@adfactorspr.com/

Namita.sharma@adfactorspr.com

9920199303/ 9820950663

